



EYE- CONTROLLED DRIVING SYSTEM

*GazeDriver V002 SPECIAL
CONTROL SYSTEM*





GazeDriver mounted to the wheelchair



Scope: Scope: GazeDriver, training template, switch box, mounting bracket

With an eye-controlled driving system, anyone can achieve mobility

THERAPEUTIC BENEFIT

GazeDriver is an eye gaze device specifically designed for wheelchairs. It is intended for use with standard electric wheelchairs, enabling users to control the wheelchair's movement and communicate via a tablet, phone, or PC.

GazeDriver is designed for individuals with physical disabilities who can control their eye movements, and it is suitable for use in a home care environment.

USE

- The GazeDriver module can be utilised in any setting where conventional electric wheelchairs are permitted.
- The GazeDriver module is suitable for use in home care environments as well as in care facilities.
- The GazeDriver can be used in the following situations:
 - Indoors without an attendant.
 - Outdoors with an attendant.
 - Outdoors without an attendant, provided the user can activate the emergency stop function.

☐ ORDER

☐ COST ESTIMATE

☐ CUSTOM DESIGN


Please forward the completed order form via email to: info@meyragroup.com

Customer service: +49 571 93292 311

Billing address / Customer ref. no.:

Delivery address:

Consignment / Comments:



EYE-CONTROLLED DRIVING SYSTEM GazeDriver

€ 25,000.00

All prices are subject to VAT at the current rate! Valid from 01.01.2025 – 31.12.2025.
Our Terms and Conditions as stated at www.meyra.de/AGB shall apply.
Further product information available at www.meyra.de.
Visit www.meyra.de/measuring for guidance on measuring.

Order quantity:



Basic equipment

1. GazeDriver including training template
2. Installation system for "Seat frame"
3. Delivery support through a product specialist

USER DETAILS

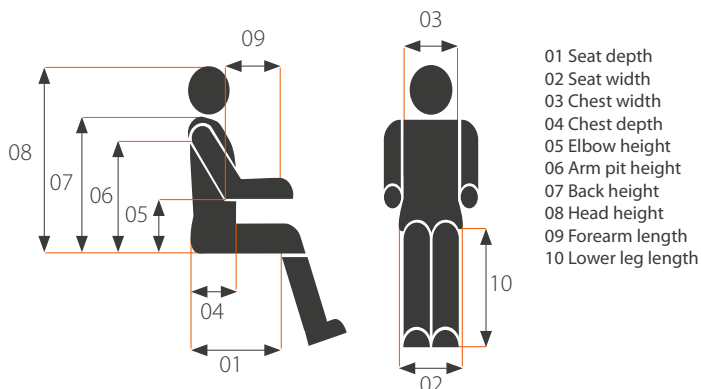
First name*:	<input type="text"/>
Last name*:	<input type="text"/>
House no./street:	<input type="text"/>
Postcode:	<input type="text"/>
Town/City*:	<input type="text"/>
Country:	<input type="text"/>
Date of birth*:	<input type="text"/>
Diagnosis -1-:	<input type="text"/>
Diagnosis -2-:	<input type="text"/>
Tel. (landline):	<input type="text"/>
Tel. (mobile):	<input type="text"/>
Email:	<input type="text"/>
Order no.:	<input type="text"/>
Health insurance provider / funding agencies :	<input type="text"/>
Specialist retailers ASP phone number:	<input type="text"/>
Supply specialist MEYRA :	<input type="text"/>
Approval information as of calendar week:	<input type="text"/>

Please note that fields marked * are mandatory!

BODY MEASUREMENTS (IN MM):

Please refer to the sketches in the enclosed information!

1) Seat depth*:	<input type="text"/>
2) Seat width*:	<input type="text"/>
3) Chest width:	<input type="text"/>
4) Chest depth:	<input type="text"/>
5) Elbow height:	<input type="text"/>
6) Arm pit height:	<input type="text"/>
7) Back height:	<input type="text"/>
8) Head height:	<input type="text"/>
9) Forearm length:	<input type="text"/>
10) Lower leg length*:	<input type="text"/>
Height*:	<input type="text"/>
Weight (kg)*:	<input type="text"/>



All seat dimensions are measured without seat cushions!

I confirm that all information provided is accurate and complete. I consent to the information/data I provide and the photos/videos taken of me being passed on to MEYRA GmbH (Meyra-Ring 2, 32689 Kalletal, Germany) and specialist retailers for the purposes of implementing the contract/manufacturing the product.

.....
Date/signature

This confirms that all information provided is accurate and complete.

.....
Date/signature of the specialist retailer

☐ Please select by ticking the relevant boxes

☐ Standard version: If no other selection is made, the standard version will be delivered.



Specifications

GazeDriver module	
Length	300
Width	130
Height	80
Weight	1,180
Splitter module	
Length	152
Width	46
Height	30
Weight including all cables	405
Protection class for the casing	IP24
Ambient temperature range	+5 °C to +40 °C
Storage temperature	-25 °C to +70 °C
Eye Tracker range	50 - 60 cm (from the user's eye)
Radio frequency range	2.4 GHz / 5 GHz max. output power: +18.5 dBm

Dimensions in mm, weights in kg, wheels in inches, dimension tolerance ± 10 mm

Compatible manufacturers/wheelchair control system models	OMNI SPECIALITY CONTROL INTERFACE OMNI2 SPECIALITY CONTROL INTERFACE Dynamic Controls DLX-IN500-A and either a DLX-REM400-B or DLX-REM500-A
Interface and mains connection	D-Sub 15 (GazeDriver module) D-Sub 9 (wheel chair interface) M5 cable lug (battery connection)
Input	18 V - 34 Vdc 30 W
Intermediate power supply (if utilised)	320 x 60 (12.5")
Fuse data	Insert 1.6 A, 250 V, time lag, 6x32 mm (Littelfuse series 326 recommended)
Wheelchair charger	Must include at least 1 MOP (protective device) provided by the supply cable
Electrical safety	Class 2/internally powered*

*According to electrical safety classifications, the GazeDriver module is categorised as a Class II medical device when connected to an external power source that can be plugged into the power supply, which is typically the case with wheelchair battery chargers. Otherwise, the module is considered to be internally powered.



Special Control System

ARTICLE	NAME	EURO €
<input type="checkbox"/> 1096412	GazeDriver Set R-Net R-Net component: Emergency Stop button CAUTION: Omni2 and Gyro module required	25.000,00
<input type="checkbox"/> 1096411	GazeDriver Set LINX Linx component: Emergency Stop button CAUTION: LINX IN 500 and REM 500 module required	25.000,00



Installation systems incl. GazeDriver mounting bracket

ARTICLE	NAME	EURO €
<input type="checkbox"/> 1096410	Seat - installation system CAUTION: Mandatory selection if no alternative mounting system is available (for therapy table or back) is chosen.	0.00
<input type="checkbox"/> 1096413	Therapy table - installation system	1.990.00
<input type="checkbox"/> 1096788	Back - installation system	2.490.00
	MY-Individual (Please provide precise information)	on request

☐ Please select by ticking the relevant boxes
☐ Standard version: If no other selection is made, the standard version will be delivered.

02 Options (only with retrofits)

CODE	NAME	EURO €
<input type="checkbox"/> 4789/2060	Attendant control, left-mounted	718.00
<input type="checkbox"/> 4789/2074	Attendant control, right-mounted	718.00
<input type="checkbox"/> R-Net	<input type="checkbox"/> LINX	
<input type="checkbox"/> 918	Gyro module - stabilisation module (required coding)	1,678.00
<input type="checkbox"/> R-Net	<input type="checkbox"/> LINX	
<input type="checkbox"/> 839	R-Net Omni 2 - interface module including display	2,834.00
<input type="checkbox"/> 2855	LINX In 500 interface module	800.00
<input type="checkbox"/> 2850	LINX REM 500 Display	1,599.00
<input type="checkbox"/> 778	Piko button EMERGENCY STOP 30 mm	290.00

02 Environment control

HIDREX ARTICLE	NAME	EURO €
<input type="checkbox"/> UMHM20001	HouseMate Pro 6S - IR and Easywave	1,750.00

Notes

Date:PlaceStamp/Signature: